


Commercial Sprayer

Model 642



Specifications / Features:

- **Dimensions:**
 - Height – 68"
 - Length – 198"
 - Ground – 12"
 - Wheel – 58" c/c
- **Empty Weight:** 3200lbs.
- **Horsepower Requirements:** 70-100 HP
- **Pump:** 40GPM/700PSI Diaphragm Comet IDS 1400
- **Tank:** 600 Gallon, 304 Stainless Steel
- **Fan:** Variable Pitch (settings), 42" Composite Fan 28,000 to 61,000 CFM output
- **Agitation:** Mechanical
- **Frame:** Rectangular Steel Tubing



Comet IDS 1400


Commercial Sprayer

Model 642



Specifications / Features:

- **Dimensions:**
 - Height-68"
 - Length-198"
 - Ground-12"
 - Wheel-58"
- **Empty Weight:** 3200lbs
- **Horsepower Requirements:**
 - 70-100HP
- **Pump:** 40GPM/700PSI Diaphragm
Comet IDS 1400
- **Tank:** 600 Gallon, 304 Stainless Steel
- **Fan:** Variable Pitch settings, 42"
Aluminum Fan 28,000 to 61,000 CFM output
- **Agitation:** Mechanical
- **Frame:** Rectangular Steel Tubing



Comet IDS 1400


Commercial Sprayer

Model 536



Specifications / Features

- **Dimensions:**
 - Height-68"
 - Length- 192"
 - Ground-12"
 - Wheel-58"
- **Empty Weight:** 3200lbs
- **Horsepower Requirements:**
 - 55-70HP
- **Pump:** 40GPM/700PSI Diaphragm
Comet IDS 1400
- **Tank:** 500 Gallon, 304 Stainless Steel
- **Fan:** Variable Pitch settings, 36"
Aluminum Fan 21,000 to 47,000
CFM output
- **Agitation:** Mechanical
- **Frame:** Rectangular Steel Tubing



Comet IDS 1400